

# Beiersdorf factsheet

World Leader in Skin Care  
for more than 140 years



- Beiersdorf is listed on the stock market index DAX
- Global brands: NIVEA, Eucerin, Hansaplast, La Prairie, Chantecaille

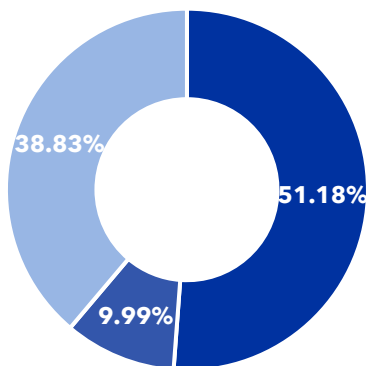
Self-adhesive Tape  
Solutions



- 100% owned by Beiersdorf
- System solutions for industry and consumers

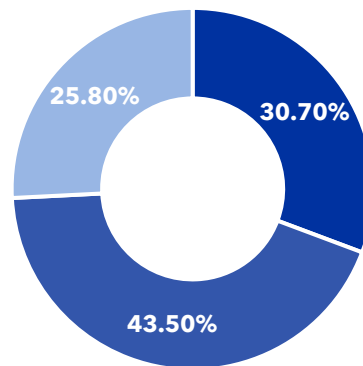
## Shareholder Structure

■ maxinvest ■ Beiersdorf AG ■ Freefloat



## Consumer Sales per Region

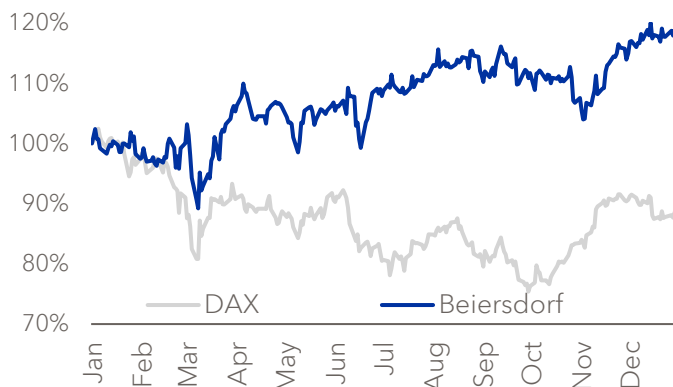
■ Africa/Asia/Australia ■ Europe ■ Americas



## Financial Calendar 2023

03 August 2023 | Half-Year Report  
25 October 2023 | Quarterly Statement Jan. - Sept.

## Share Price Performance - FY 2022



## Key Figures

		2018	2019	2020	2021	2022
Group sales	(in € million)	7,233	7,653	7,025	7,627	8,799
Operating result (EBIT, excluding special factors)	(in %)	15.4	14.3	12.9	13.0	13.2
Earnings per share	(in €)	3.21	3.17	2.47	2.81	3.33
Dividend per share	(in €)	0.70	0.70	0.70	0.70	0.70
Gross cash flow	(in € million)	933	842	802	897	1,084