

Beiersdorf factsheet

World Leader in Skin Care for more than 140 years



- Beiersdorf is listed on the stock market index DAX
- Global brands: NIVEA, Eucerin, Hansaplast, La Prairie, Chantecaille

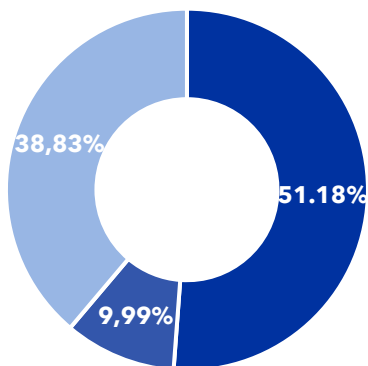
Self-adhesive Tape Solutions



- 100% owned by Beiersdorf
- System solutions for industry and consumers

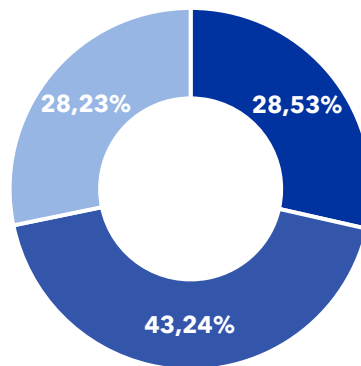
Shareholder Structure (status 31.12.2020)

■ maxinvest ■ Beiersdorf AG ■ Freefloat



Consumer Sales 2023 per Region

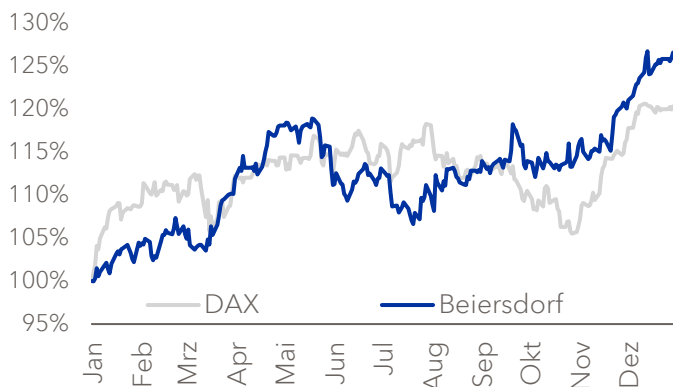
■ Africa/Asia/Australia ■ Europe ■ Americas



Financial Calendar 2024

16 April 2024	Quarterly Statement Jan. - Mar.
18 April 2024	Annual General Meeting
07 August 2024	Half-Year Report
24 October 2024	Quarterly Statement Jan. - Sept.

Share Price Performance - FY 2023



Key Figures

		2019	2020	2021	2022	2023
Group sales	(in € million)	7,653	7,025	7,627	8,799	9,447
Operating result (EBIT, excluding special factors)	(in %)	14.3	12.9	13.0	13.2	13.4
Earnings per share (excluding special factors)	(in €)	3.40	2.73	3.00	3.56	3.80
Dividend per share	(in €)	0.70	0.70	0.70	0.70	1.00
Gross cash flow	(in € million)	842	802	897	1,084	1,057